


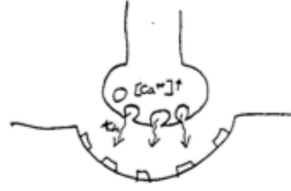
SYNAPTIC FUNCTION: the neuromuscular junction

1) AP in motor axon terminal



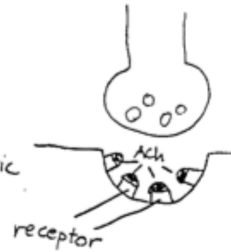
2) $g_{Ca^{++}}$ increases - Ca^{++} enters axon terminal from extracellular medium

3) As a result of higher intracellular Ca^{++} pre-synaptic vesicles bind with pre-synaptic membrane and liberate contents (the neurotransmitter, acetylcholine - ACh) into synaptic cleft.

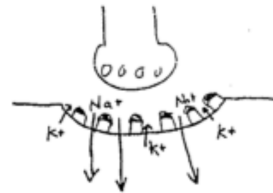


4) ACh diffuses across cleft ($\approx 200-500 \text{ \AA}$)

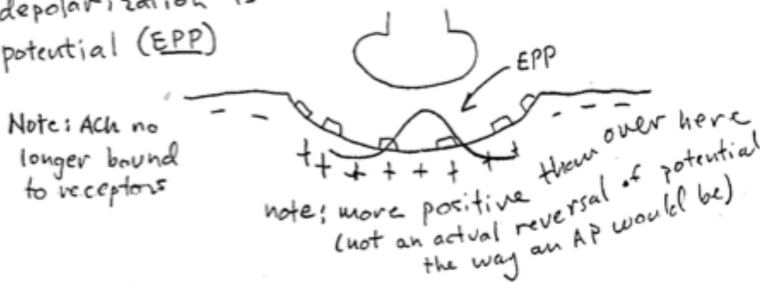
5) ACh binds with receptors on post-synaptic (ie. muscle) membrane. The portion of post-synaptic membrane containing receptors is end-plate.



6) The binding of ACh to receptor causes a brief (only so long as ACh not cleaved by enzymes) change in conductance of post-synaptic membrane - $g_{Na^+} \uparrow$ and $g_{K^+} \uparrow$ which results in a net positive current inward (the end plate current or EPC)

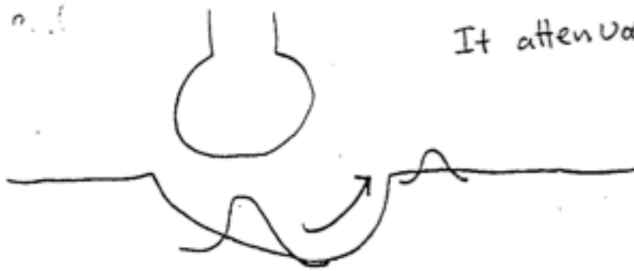


7) The conductance of the membrane quickly returns to normal (ACh broken down from receptors) but the brief EPC resulted in a build up of \oplus charges in the endplate. This build up of \oplus charges or this depolarization is called the end plate potential (EPP)



8) The EPP moves along the muscle cell membrane (just as any passive depolarization would)

...



It attenuates with distance - \oplus charges leak out

9) If the EPP is large enough to drive the E_m of the (muscle cell membrane) zone of AP initiation past E_{crit} , then an AP is initiated and is propagated along the muscle membrane.



10) Properties of EPP

a) non-propagated (i.e. attenuates)

b) graded (size depends on how much neurotransmitter is bound)

3) end plate is not refractory \therefore EPP can summate

Note; neuromuscular junction = high safety factor
Synapse

